

## Progress And Achievement of Students – 2023

This data was collected at the end of 2023 and is based on Overall Teacher Judgement (OTJ). A teacher determines an OTJ from multiple sources which will include standardised testing, anecdotal notes, observations, student work and moderation of work samples.

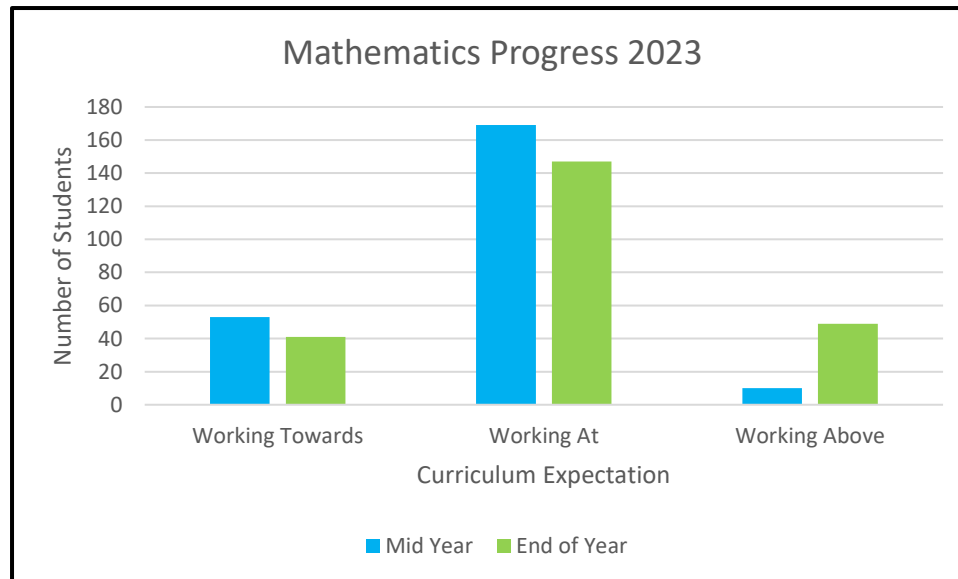
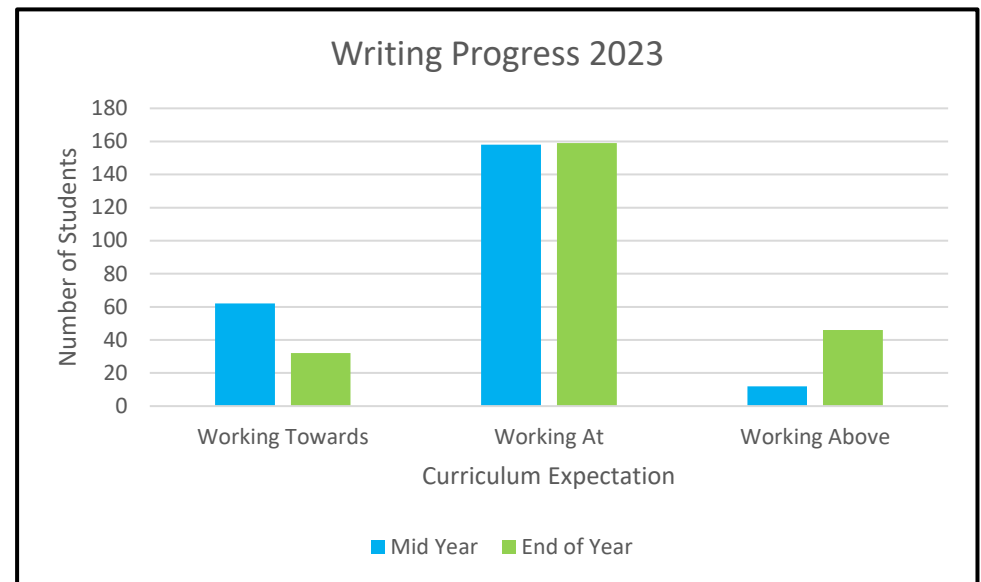
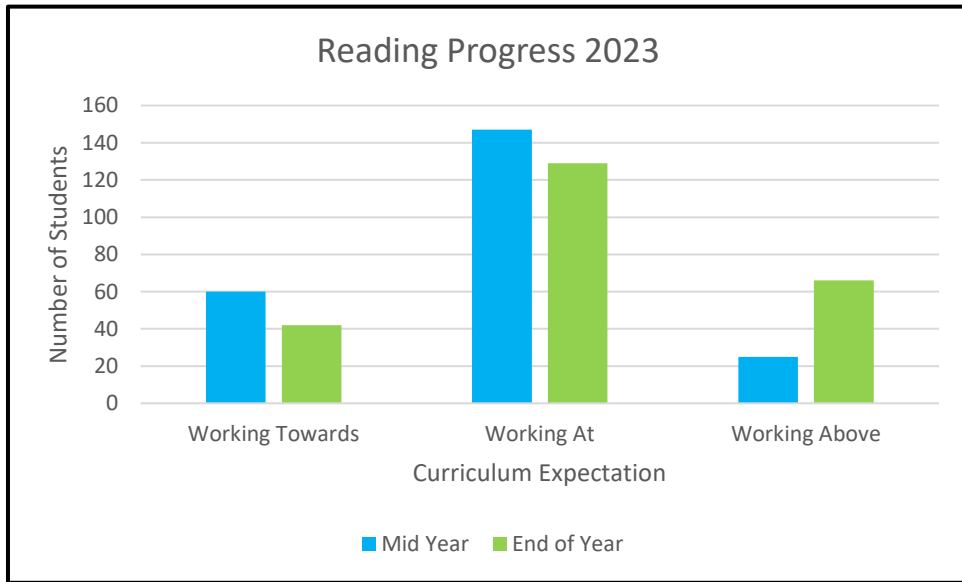
### Overall Teacher Judgement Achievement Data December 2023 - All Students

2023	READING			WRITING			MATHEMATICS		
	Working towards curriculum expectation	At curriculum expectation	Above curriculum expectation	Working towards curriculum expectation	At curriculum expectation	Above curriculum expectation	Working towards curriculum expectation	At curriculum expectation	Above curriculum expectation
Yr. 1	3/26	20/26	3/26	3/26	20/26	3/26	0/26	17/26	9/26
Yr. 2	0/42	23/42	19/42	0/42	29/42	13/42	0/42	24/42	18/42
Yr. 3	10/43	23/43	10/43	9/43	28/43	6/43	11/43	26/43	6/43
Yr. 4	9/43	18/43	16/43	4/43	27/43	12/43	9/43	28/43	6/43
Yr. 5	9/46	28/46	9/46	11/46	29/46	6/46	10/46	34/46	2/46
Yr. 6	11/37	17/37	9/37	5/37	26/37	6/37	11/37	18/37	8/37
	42 - 18%	129 - 54%	66 - 28%	32 - 14%	159 - 67%	46 - 19%	41 - 17%	147 - 62%	49 - 21%
		195 - 82%			205 - 86%			196 - 83%	

At the end of the 2023 school year, we had:

- 82% of our students achieving at or above their curriculum level for Reading.      At mid-year we had 74%
- 86% of our students achieving at or above their curriculum level for Writing.      At mid-year we had 73%
- 83% of our students achieving at or above their curriculum level for Mathematics.      At mid-year we had 77%

The following graphs show the progress over time that the students made in Reading, Writing and Mathematics.  
The data was collected at mid-year and end of year 2023.



## Overall Teacher Judgement Achievement Data December 2023 - Māori Students

2023	READING			WRITING			MATHEMATICS		
	Working towards curriculum expectation	At curriculum expectation	Above curriculum expectation	Working towards curriculum expectation	At curriculum expectation	Above curriculum expectation	Working towards curriculum expectation	At curriculum expectation	Above curriculum expectation
Yr. 1	0/9	9/9	0/9	0/9	7/9	2/9	0/9	4/9	5/9
Yr. 2	0/6	4/6	2/6	0/6	5/6	1/6	0/6	4/6	2/6
Yr. 3	2/11	7/11	2/11	2/11	8/11	1/11	2/11	9/11	0/11
Yr. 4	2/12	7/12	3/12	1/12	10/12	1/12	4/12	7/12	1/12
Yr. 5	2/10	4/10	4/10	3/10	7/10	0/10	3/10	7/10	0/10
Yr. 6	5/11	5/11	1/11	2/11	9/11	0/11	6/11	4/11	1/11
	11 - 19%	36 - 61%	12 - 20%	8 - 14%	46 - 78%	5 - 8%	15 - 25%	35 - 59%	9 - 15%
		48 - 81%			51 - 86%			44 - 75%	

At the end of the 2023 school year, we had:

- 81% of our Māori students achieving at or above their curriculum level for Reading.
- 86% of our Māori students achieving at or above their curriculum level for Writing.
- 75% of our Māori students achieving at or above their curriculum level for Mathematics.

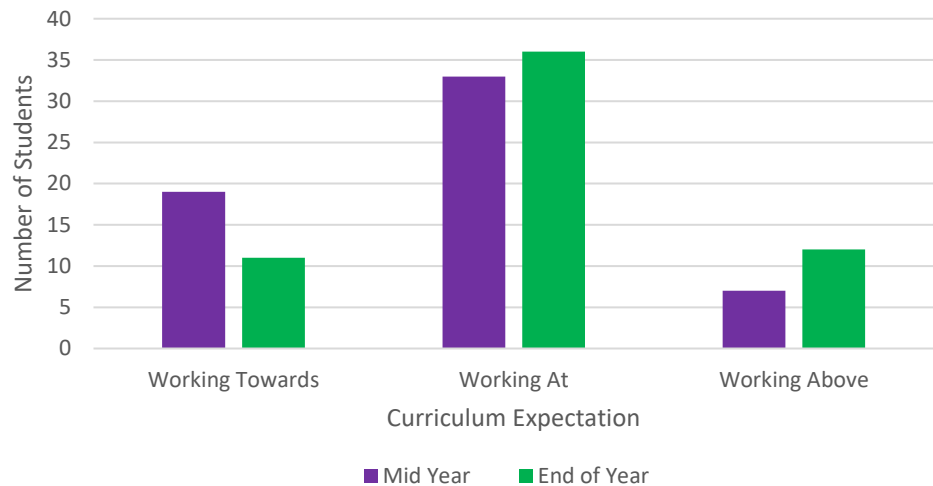
At mid-year we had 68%

At mid-year we had 66%

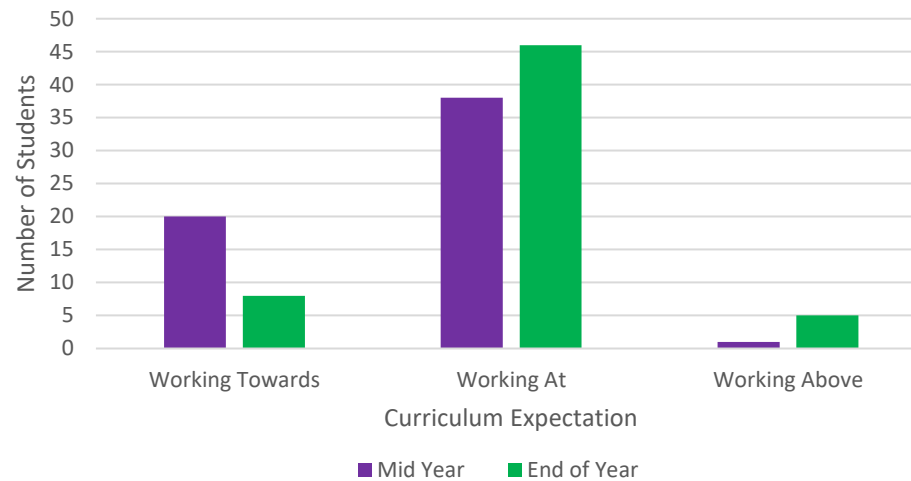
At mid-year we had 69%

The following graphs show the progress over time that our Māori students made in Reading, Writing and Mathematics.  
The data was collected at mid-year and end of year 2023

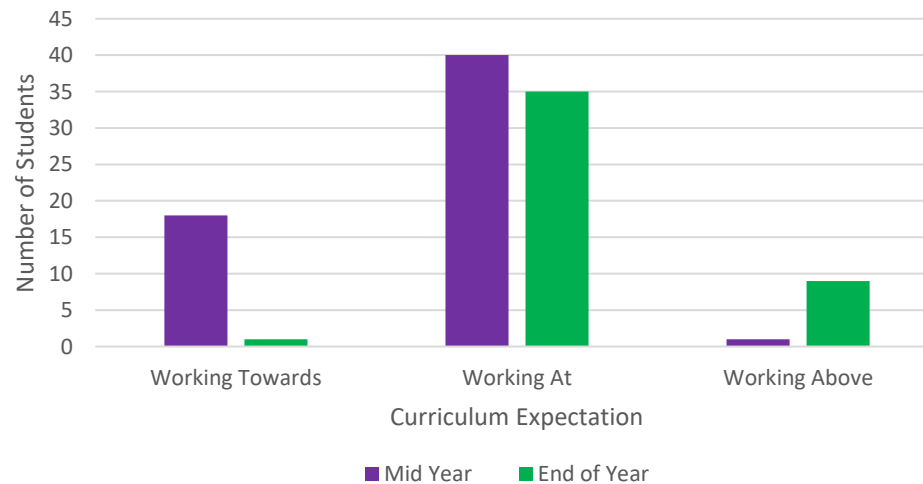
### Reading Progress 2023 - Māori Students



### Writing Progress 2023 - Māori Students



### Mathematics Progress 2023 - Māori Students



**Notes:**

- As a leadership team we have used this data, and the beginning of 2024 data, to identify priority areas for 2024.
- We have taken into account new students who enrolled with us and students who have left at the start of 2024.
- We continue with our iDeal professional development related to structured literacy. This includes observation, coaching and mentoring by the Literacy Team. The literacy team members have worked with the facilitator over a period of time to upskill and to plan for future direction. We are working towards being able to sustain the programme and continued progress over time.
- This structured literacy professional development is supporting the student progress in spelling, reading, handwriting and written language.
- We will be working on professional development in Maths, during 2024, to further develop the students' progress and staff capability.
- We have seen gains in progress and achievement of our Māori students. 68% at or above in reading to 81% at year end. 66% at or above in writing to 86% at year end. 69% at or above in mathematics to 75% at year end.
- We have targeted workshops for groups of students who require more support with learning.
- RTLB were utilised to work individuals to further support progress and achievement.
- We have continued to offer Reading Recovery and early Literacy Support to our younger students.
-